

Super SQV Return Set

Part Number: 71002-AF003

This item is exclusively for P/N 71007-AF014, 71008-AF014 (SSQV for SUBARU LEGACY BM9/BR9).

Parts List



Return Hose	1	Hose Clamp #16	1
Hose Clamp #20	1	Installation Manual (Japanese) ·	1
Installation Manual (English) ··	1		

※ Manual Number: E04533-F45020-00

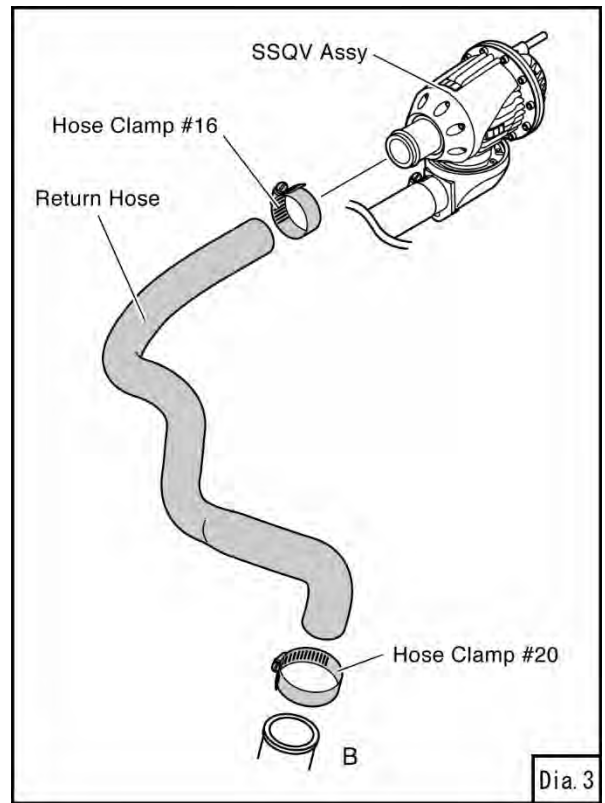
Published in November 20, 2020 by HKS Co., Ltd. (Unauthorized reproduction is strictly prohibited.)

Installation of SSQV Return Kit

1. Remove the engine cover and the air intake duct. (Dia.1)
2. Install the Recirculation Fitting to the SSQV assembly referring to the SSQV installation manual.
3. Remove the SSQV kit's rubber cap that was installed to "B" when installing the SSQV kit. (Dia.2)



4. Install the provided return hose using the provided hose clamps #16 and #20. (Dia.3, Dia.4)



5. Re-install the factory engine cover and the factory air intake duct.

