

F-conVPro 5.0

User Manual

Please read this manual before installation and use. Keep it with the product for future reference. If you have any questions or encounter issues while using the product, this manual will be helpful.



Pursuing the Ultimate in Engine Performance and Efficiency.
HKS Company Limited.

E89611-K00090-00
Issued: June 2025
Ver.3-1.01

Introduction

Thank you very much for purchasing the F-conVPro5.0. The F-conVPro5.0 is an engine control unit (ECU). It is used as a replacement for the stock ECU.

Product Name	F-conVPro5.0
Usage	Engine control unit
Code No.	42012-AK008

- This manual contains safety instructions to prevent injury or damage.
- We are not responsible for any damage caused by misuse of this product or its accessories.
- Installation involves modifying the vehicle's interior and electrical system.
We are not liable for any resulting damage.
- This product is for use with the F-conVPro 5.0 only.
- Specifications and accessories may change without notice.
- This manual may be updated without notice.
- Please give this manual to the user after installation.

Contents

Introduction	1	Name & function	4
Table of Contents	1	Product specifications	5
Safety Precautions	2	Troubleshooting	5
Parts List	3	Revision History	5
Customer-Supplied Items	3	Warranty	6

Safety Precautions

This manual uses the following symbols to indicate the level of risk to the user. Please be sure to follow these safety instructions to use and handle this product properly.

Warning There is a risk of death or serious injury to the operator or user.

Caution There is a risk of injury (personal harm) to the operator or user, as well as the potential for significant material damage, such as vehicle damage or fire caused by the product.

Warning

- Do not install this product or accessories where they may interfere with driving.
It may cause accidents.
- Use only in DC 12V negative ground vehicles.
Using in other vehicles may cause fire.
- Disconnect the battery negative terminal before installation.
Failure may cause fire or damage due to short circuits.
- If you hear abnormal sounds or smell odors, stop using immediately and contact your dealer.
Continued use may cause electric shock or fire.

Caution

- Do not modify, disassemble, or repair the product.
May cause electric shock or damage.
- Avoid dropping or applying strong impact.
May cause malfunction.
- Keep away from oil or other contaminants.
May cause malfunction.
- Ensure engine parts are cool before starting work.
Risk of burns.
- Do not install in hot, wet, humid, or dusty areas.
May cause malfunction.
- Wire correctly to avoid shorts or disconnections.
Risk of fire or damage.
- Do not test on public roads.
May cause accidents.
- If performance drops, consult a professional.
- Repairs must be done by qualified technicians only.

- Daily inspections are the driver's responsibility.
Always perform them.
- Follow the vehicle manufacturer's service manual when installing or removing genuine parts.
- Check carefully for wiring or piping errors during installation.
- Store any temporarily removed parts carefully to avoid damage or loss.
- Use proper tools and tighten bolts/nuts to the specified torque.
Incorrect tools or torque may damage threads.

Parts List

This product consists of the following components. Please check for any missing or incorrect parts before installation.



1. F-conVPro5.0



2. F-conVPro5.0 User Manual



3. F-conVPro5.0 Emblem

Customer-Supplied Items

1. F-conVPro5.0 Cipher※1



2. F-conVPro5.0 Harness (by vehicle)



(Sold separately)

May differ from photos

3. A/F-Knock.Amp. ※1 or A/FSensor(out:0-5[V])



Code No. 44006-AK004
(Sold separately)

4. PC※1




Windows11/10(64bit)
PowerWriter must be installed.

5. USB Cables ×2cables ※1



(commercially product)



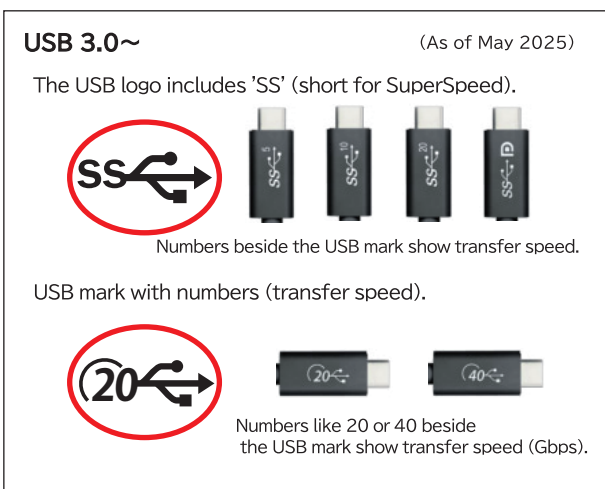
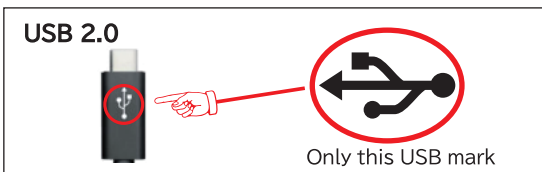
A connector with a locking mechanism

- ① 【Type-C to Type-C】 USB 3.0 or higher※2 ×1cable
F-conVPro5.0Cipher ⇄ F-conVPro5.0
- ② 【Type-C to Type-C/A※3】 USB 2.0 higher※2 ×1cable
F-conVPro5.0 Cipher ⇄ PC


※1: These cables are essential for setup.

※2: Refer to the next page for USB Type-C cable specifications.

※3: Choose the appropriate connector (Type-C or Type-A) based on your PC.



Name & function



Caution

- When the operation LED is red, the device is updating its firmware. Do not turn off the ignition or disconnect the USB cable. Doing so may cause F-CON V Pro 5.0 malfunctions and vehicle issues.

Product specifications

- Operating Voltage..... 8~16[V]
- Operating Temperature..... -20~100[°C]

Troubleshooting

Caution

- Stop using the product immediately if you notice strange noises, overheating, or unusual smells. Continued use may cause electric shock or fire.
- Do not attempt to repair it yourself. Contact a qualified technician.

Revision History

Ver.	Date	Description of Revision
3-1.01	2025. 6	Initial Release

Warranty

To our valued customers

Request for warranty registration

At H.K.S., we kindly ask for your cooperation in registering your product warranty to ensure that you can use the product safely and reliably for many years to come.

※1 A defect caused by manufacturing issues refers to malfunctions other than those resulting from normal wear and tear, or from proper handling, installation, or usage.

Warranty Period	One year from the date of purchase
Product Name	F-conVPro5.0
Code No.	42012-AK008

© HKS CO., LTD.
[Reproduction or republishing without permission is prohibited]